

**California  
Charter Schools  
Association**

California Charter Schools Association:  
2022 Annual Survey Findings

GOODWIN SIMON STRATEGIC RESEARCH

JUNE 2022

# Methodology

## 2022 Statewide Annual Survey

- We conducted 951 interviews with registered voters between June 14 and June 24, 2022. The sample for this survey was drawn from all registered voters in California with a telephone number listed in official county voter files and who have a history of having voted in one or more recent elections, or who registered to vote after the November 2020 election.
- Interviews were conducted in English (92%) and Spanish (8%) with 69% completed online via text invitation and 31% conducted by land and cell phone.
- The margin of error is +/- 3% at a 95% confidence level.



## **KEY FINDINGS:**

### **Support for Charter Public Schools Continues to Grow in California**

**A large majority of voters who want “major change” to public education in California support charter schools**

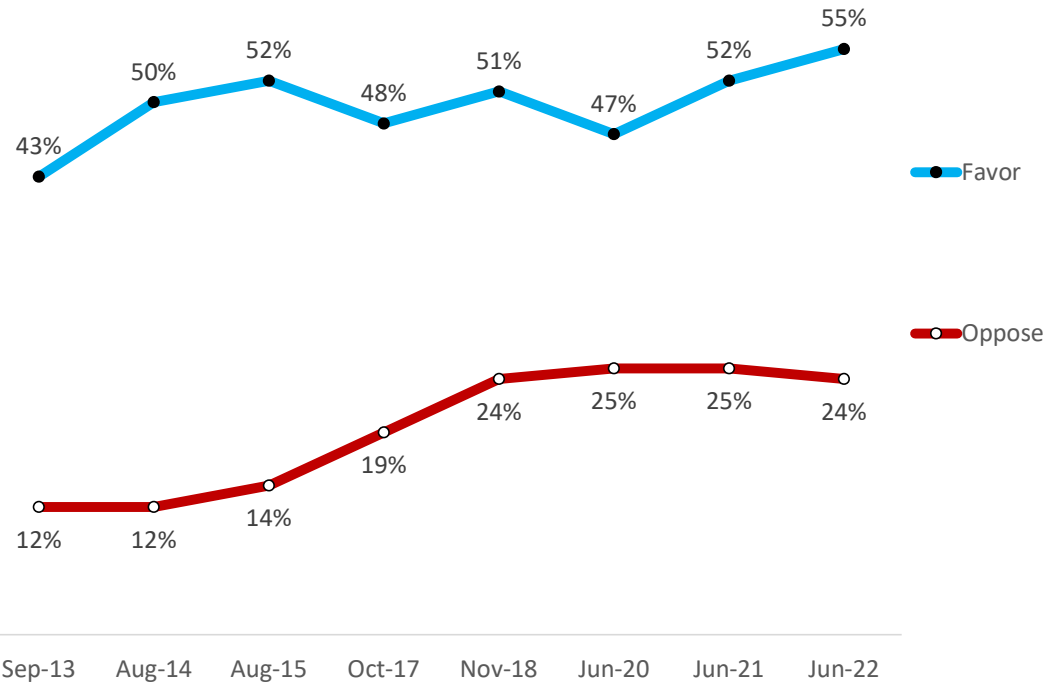
# Support for Charter Public Schools is Strong in California

The proportion of voters supporting charter schools reached the highest level found since the CCSA Annual Survey started in 2013

- The current survey finds that 55% of voters say they favor charter schools, with 24% opposed. Since 2020, the proportion favoring charter schools has climbed by eight points.
- **A large majority of voters who want “major change” to public education in California support charter schools (63%). We also find that voters who want parents to have more influence over public education in California are strong backers of charter schools (65%).**
- Awareness of charter schools has increased along with support, up steadily from 57% in 2020 to 61% now who say they know “a lot” or “some” about them.
- 51% of parents want more local charter schools with only 13% who want fewer of them.
- 64% of parents would consider enrolling their children in a charter school. This includes 76% of Spanish-speaking parents, 60% of white progressive parents, and 60% of parents with children in district schools.

Support for charters reaches new high at 55%, up eight points since 2020

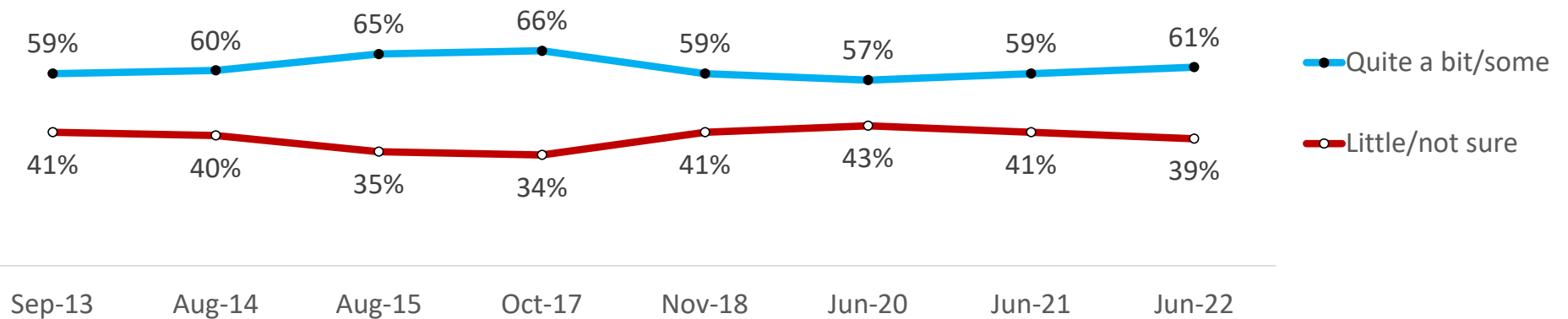
Do you favor or oppose charter schools: 2013-2022



*Note that the sampling and fielding methodology changed in 2018 and has been consistent since then*

# Awareness of charter schools continues a slow rise since 2020

How much would you say you know about charter schools: 2013-2022

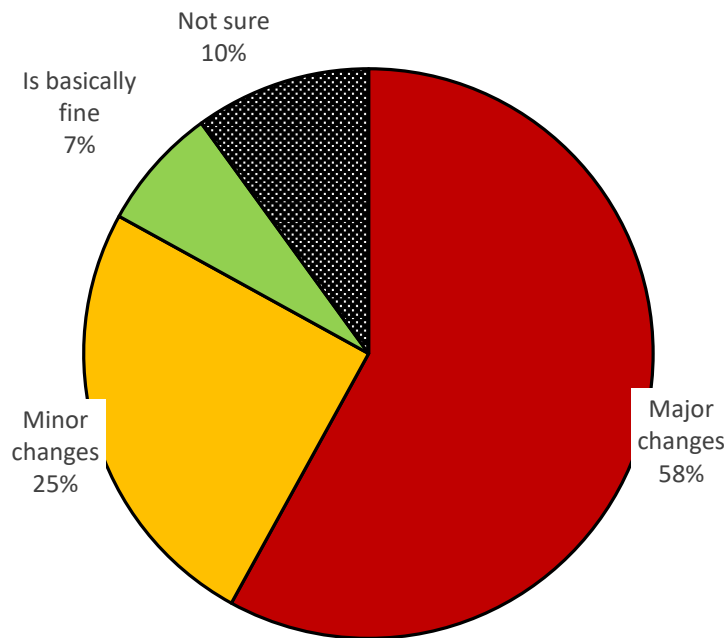


Awareness has increased slightly each year since 2020.

*Note that the sampling and fielding methodology changed in 2018 and has been consistent since then*



We asked: After two years of the pandemic and its effect on public schools, do you think the public education system in California needs...



## Nearly 60% of voters say public education in California needs "major changes"

- Even among white progressives 52% agree that major change is needed.
- In the Bay Area media market 65% say major change is needed.
- **Among parents 59% statewide say major change is needed.**

## Two in three say California parents “should have more public school choices”

	All (100%)	Dems (46%)	GOP (26%)	Ind (24%)	Very prog. Dems (14%)	All other Dems (33%)	White Dems (20%)	Latino Dems (14%)	Non-white Dems (22%)	Parents (34%)	Not parents (63%)	In Spanish (7%)
More choices	66%	58%	81%	66%	56%	59%	52%	64%	64%	72%	63%	63%
Fewer choices	4%	4%	2%	4%	3%	4%	5%	2%	1%	3%	4%	0%

There are few principles in public policy in which you will find more consensus among voters, crossing party lines, ideology, race, and parental status. Overall, two in three voters support more public school choices for parents, including 72% of parents.



## Voters say parents have too little influence over California public schools and teacher unions have too much influence

Does each have too much or too little influence over California public schools?

